


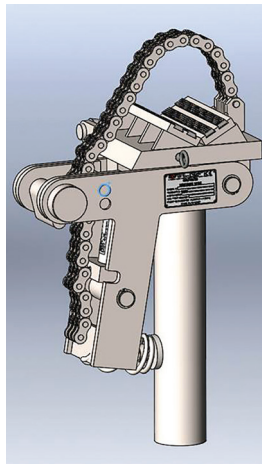
1609 Griffith Service Vise

The 1609 Griffith™ service vise is a floor-mounted vise designed to hold a variety of tubular components while service work is carried out. The work piece rests on a “V” shaped tool support plate containing a series of tong dies and is secured to the vise by a heavy duty leaf chain. A floor mounted air-over-hydraulic pump controls a hydraulic cylinder that is used to engage the chain latch and secures the work piece.

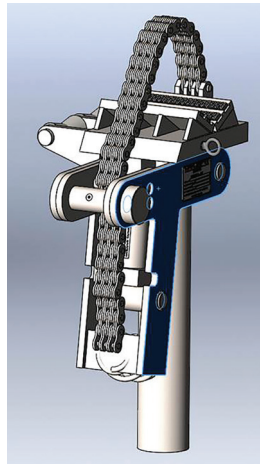
Our service vise has been redesigned, with improvements that make using and moving the vise easier and safer. The leaf chain used to secure the tool in the vise has been lightened to ease the lifting of the chain over the tool. The pinch point which existed between the frame and the tensioning arm has been removed. Lifting eyes have been incorporated into post so that lifting and threading of the post can be done more easily and with the vise balanced and level under the hook. The new design also includes the improved latch handle which avoids kick-back hand injuries when the latch is incorrectly placed against the leaf chain.



Previous Generation Vise



Model 1609 with Safety Improvements



Features and Benefits

- Operated by one person – safe and easy to use
- Simple and robust design – allows for easy loading and unloading of the work piece and requires minimal maintenance
- Air over hydraulic operation – no external hydraulic power unit (HPU) is required

Technical Data

Part Number	1609-B-44
Tool OD Range	3¼ in. to 12 in.
Torque Capacity	20,000 ft-lb
Approx. Working Height (varies with mounting)	36 in.
Length x Width	29 in. x 18¼ in.
Weight	460 lb (no mount)

Commonly Purchased Optional Accessories

Light Duty Rolling A-Frame Support	1388-C-1
Foundation Mount	1609-B-39
Nubbin for Foundation Mount	1609-A-3
1½ in. – 3½ in. Adapter	1609-A-14
Plate Mount	1689-B-42

Note: See 1609-B-40 for the complete list of accessories