

NOV Product Bulletins

Subscription Instructions


Guide to registering and logging in to the Max portal for accessing and subscribing to bulletins.

NOTE: User profiles will become deactivated after 60 days of inactivity.

1 ACCESS NOV WEB PORTAL

Open a web browser and navigate to <https://max.nov.com>

1.1 Click 'Sign In'

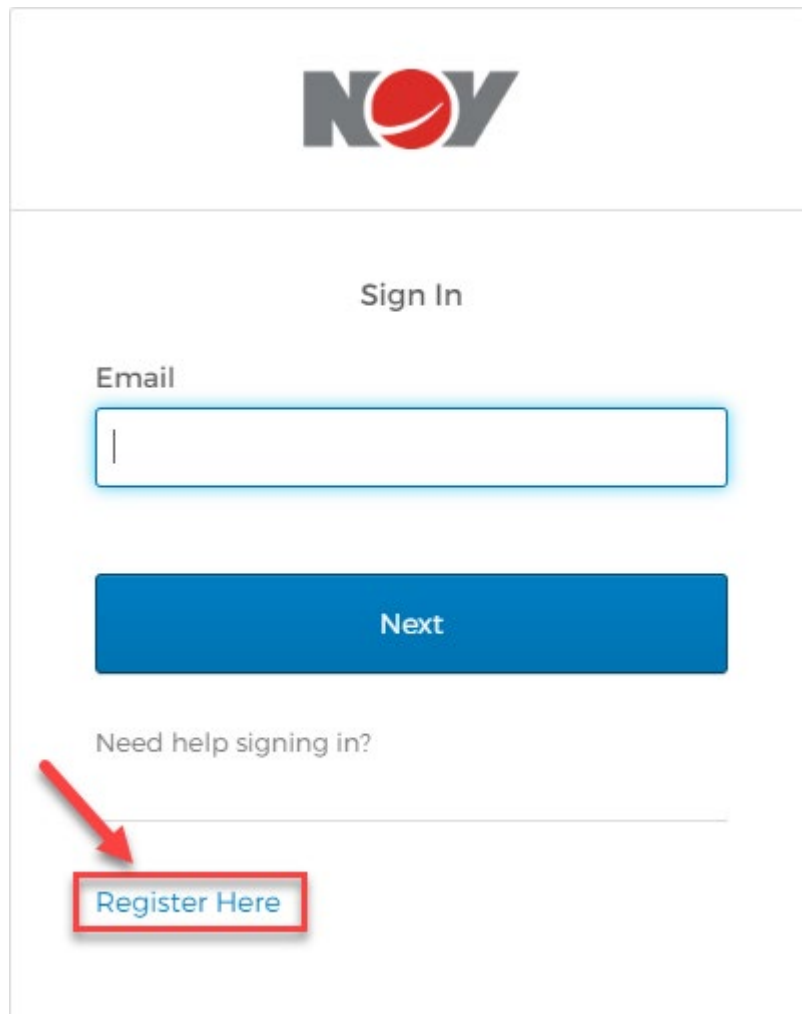


2 REGISTER ACCOUNT

Users will be taken to <https://login.nov.com>


2.1 Click 'Register Here'

***Existing users that already have a valid login skip to section 3**



The image shows a screenshot of the NOV Sign In page. At the top center is the NOV logo. Below it, the text "Sign In" is centered. Underneath is an "Email" label followed by a text input field containing a vertical cursor. Below the input field is a blue "Next" button. Further down is the text "Need help signing in?" followed by a horizontal line. Below the line is a "Register Here" link, which is highlighted with a red rectangular box and a red arrow pointing to it from the left.

2.2 Complete all fields on the form, select 'Country' from the dropdown menu, and agree to NOV's terms of use and privacy policy, then click 'Register'.



Register Account

Email *

Password *

First name *

Last name *

Company *

Country


* indicates required field

By registering, you agree to NOV's Terms of Use and NOV's Privacy Policy.

Register

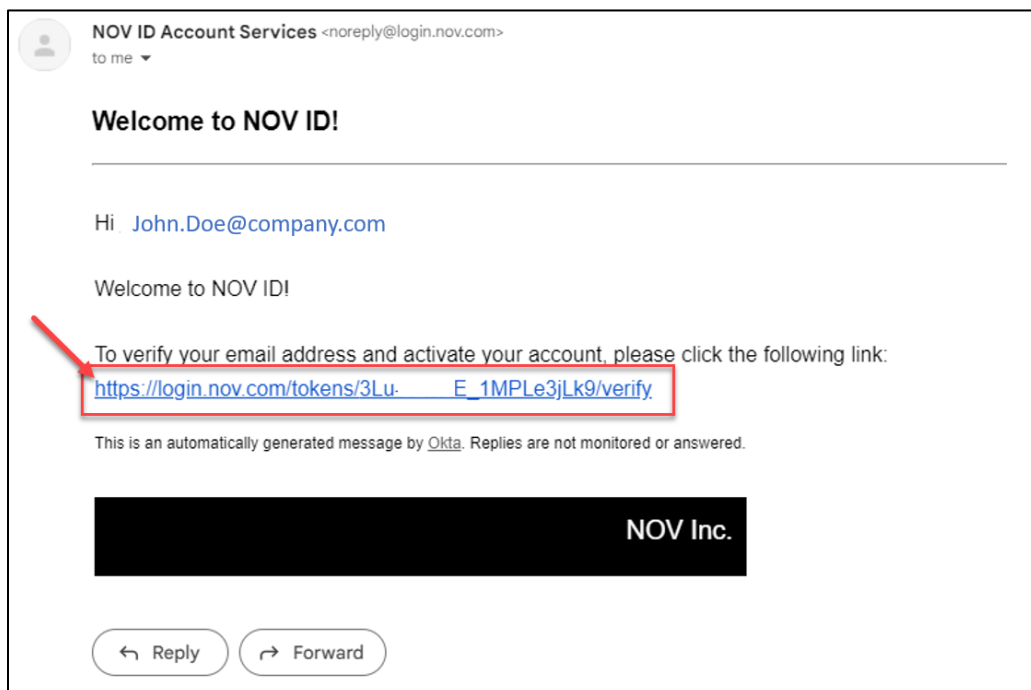
[Back to sign in](#)

2.3 The User will receive a message that a verification email was sent.

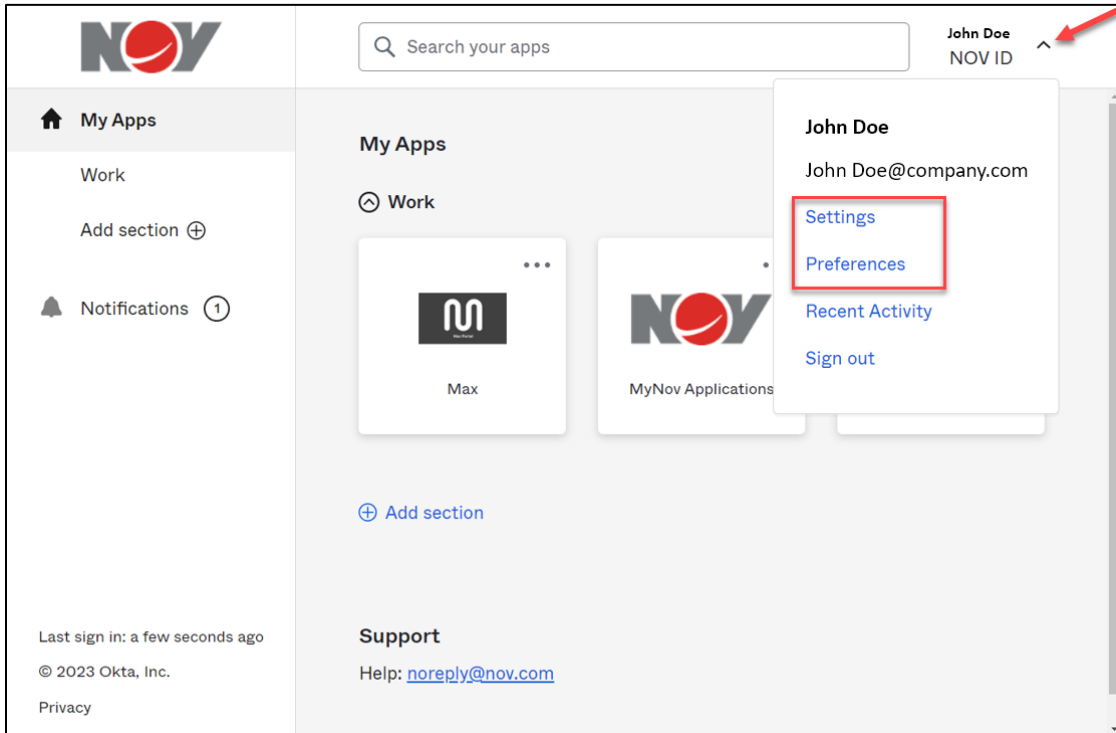


2.4 Once registered, please confirm email. To finish activating a user's account and to sign in, check your email provided and click the 'verification link'. Clicking the activation will take you to webpage <https://login.nov.com>


***Note: Check the spam or trash folder for the activation email if not in inbox.**



2.5 While in <https://login.nov.com>, use the 'dropdown' icon to open and review your NOV ID account settings. Here users can do things like – change password, add SMS, select additional MFA factors, and update the display language.



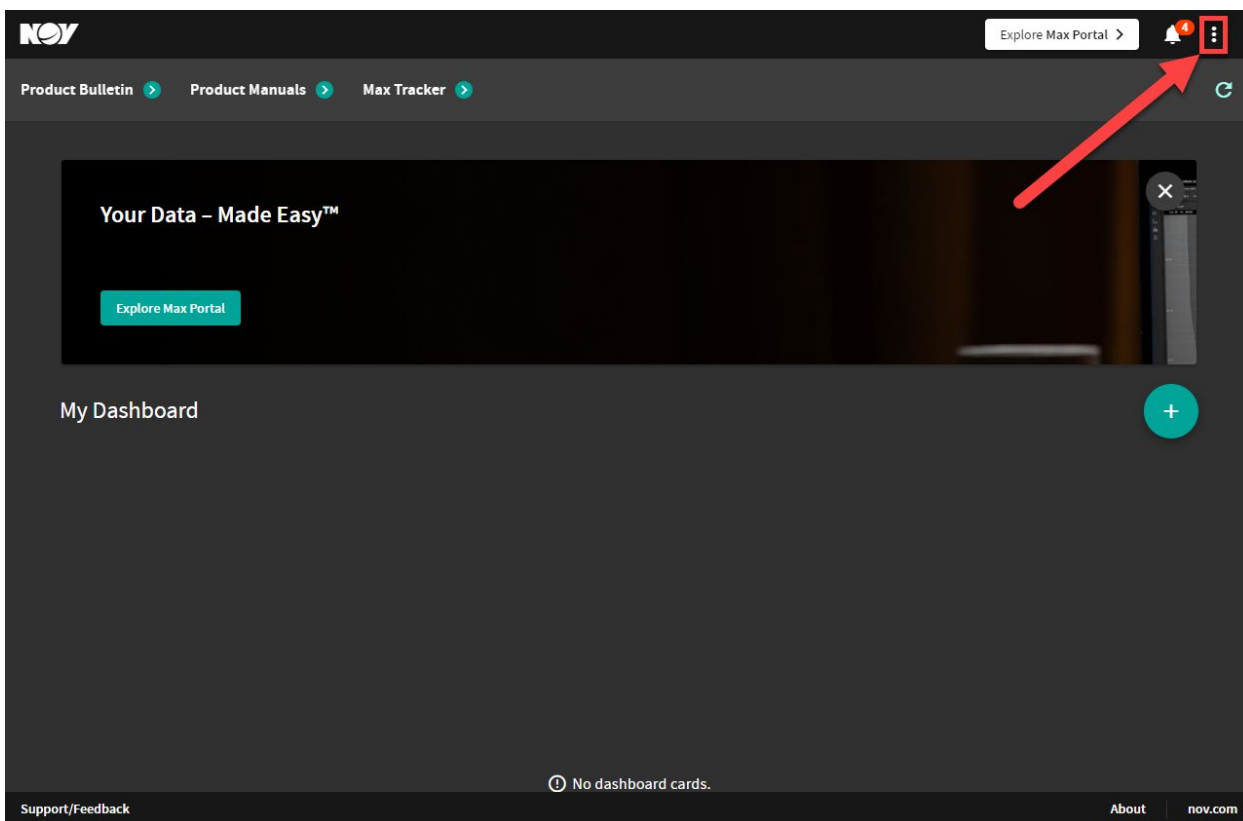
2.6 Once settings are reviewed, click on the 'Max' Icon to be taken to <https://max.nov.com>



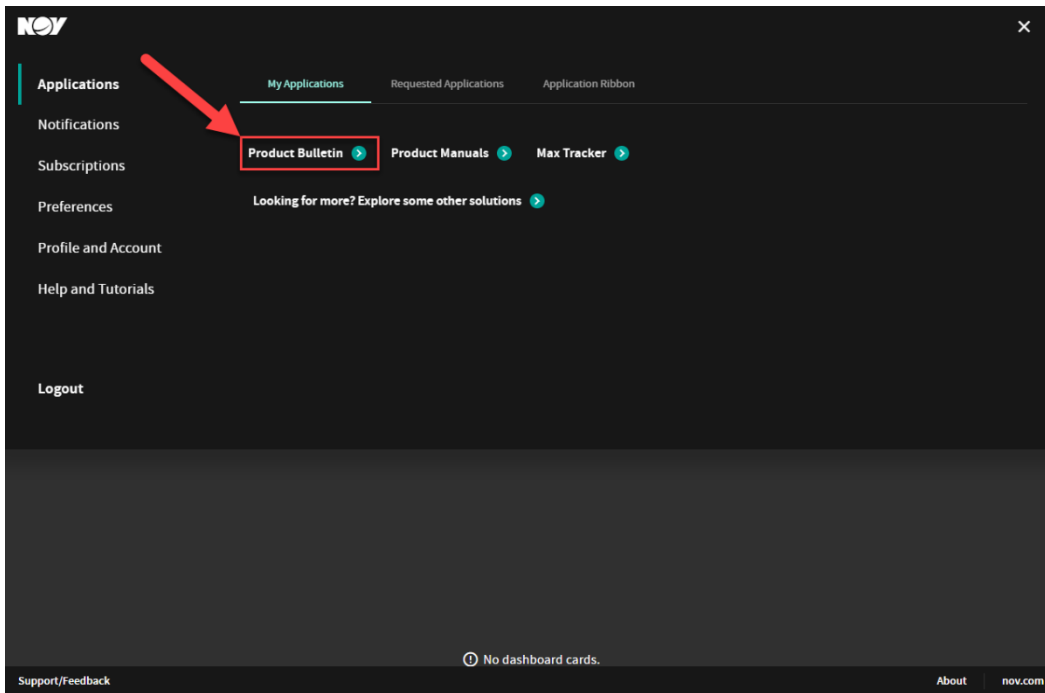
3 Max Portal - <https://max.nov.com> formally <https://access.nov.com>

Once logged in, the user will be presented with the Max Portal Dashboard. The top navbar NOV logo serves as a home button. Click the home button at any time to return to your dashboard. All NOV Product Bulletins may be accessed from within this application.

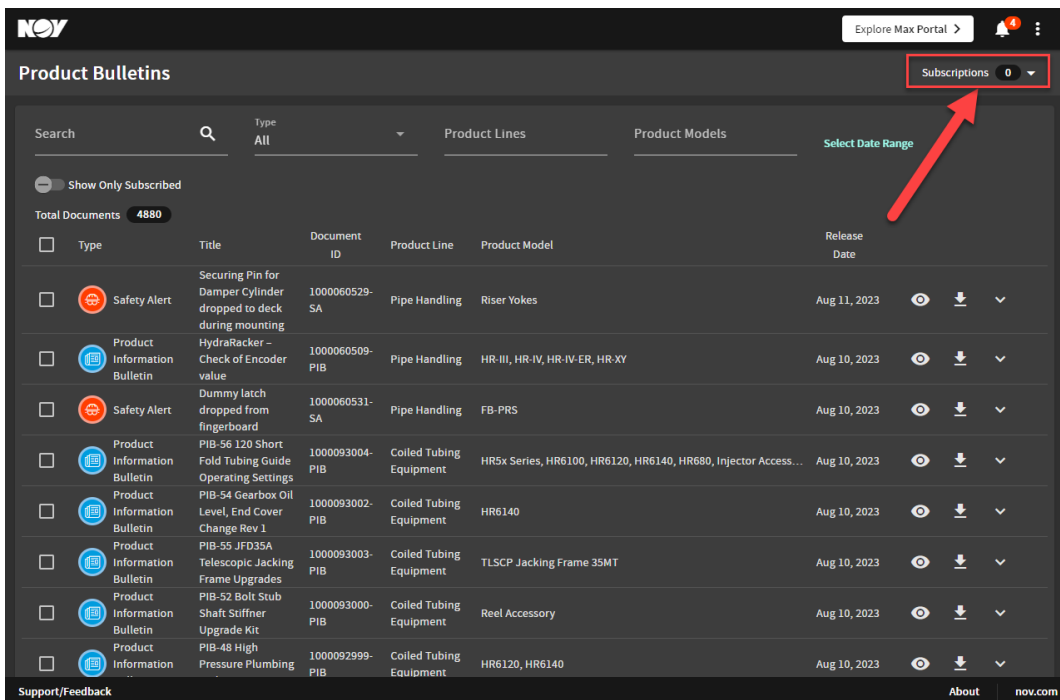
3.1 Click the **'three dots'** next to your username in top right corner of screen is the Menu, here you may adjust preferences and view applications, subscriptions & notifications.



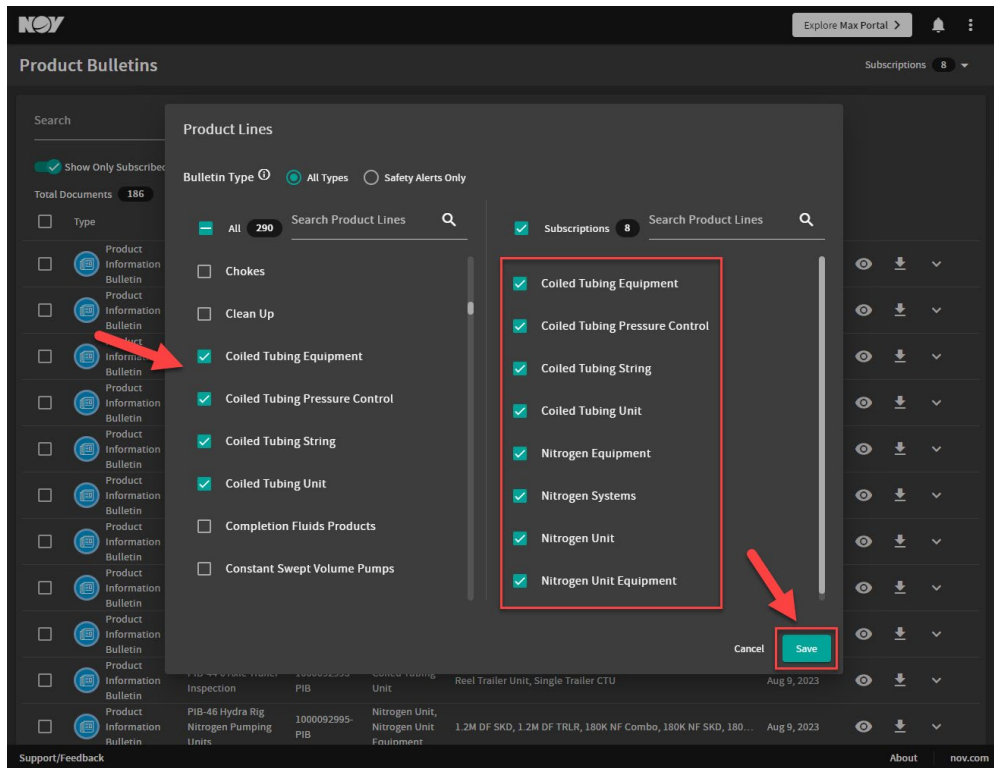
3.2 Navigate to 'Product Bulletin'



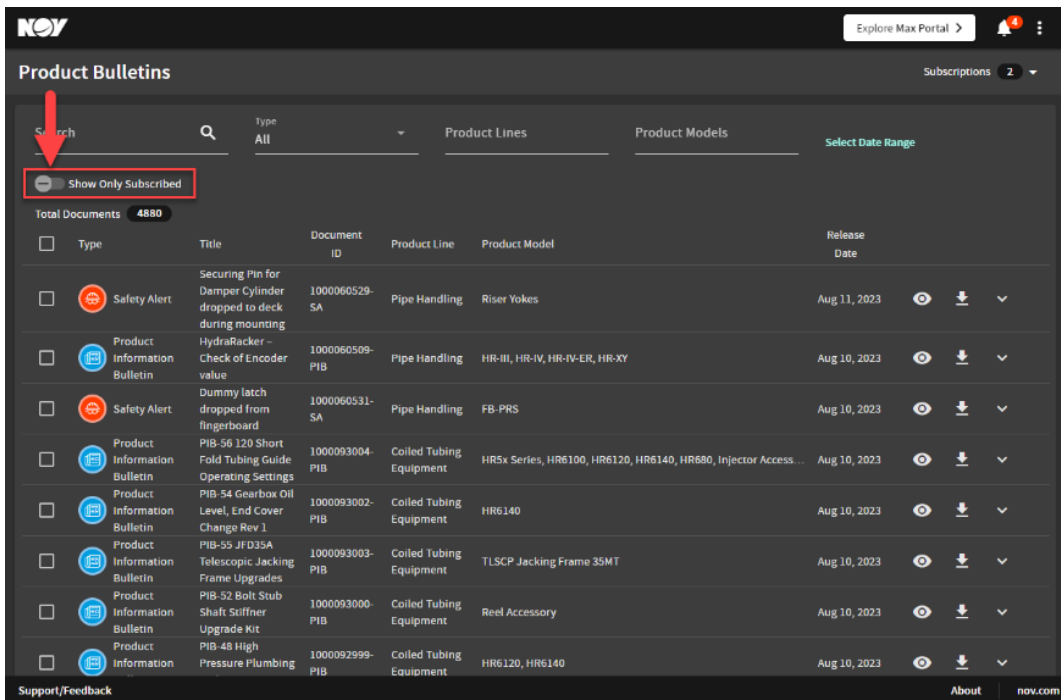
3.3 At this page you have access to bulletins regarding a wide variety on NOV brands and products. To narrow the number of documents available that are relevant to the user, please click 'Subscriptions'.



3.4 Once in the subscriptions menu select all products that you are interested in viewing and receiving notifications for. Click 'Save' to lock in choices and navigate back to bulletin list:



3.5 To see only what's been selected in the subscriptions, use the toggle 'Show Only Subscribed' to hide other products.



3.6 Bulletins can be downloaded individually OR multiple can be selected at once and then downloaded at once.

The screenshot displays the 'Product Bulletins' page on the NOV website. At the top, there is a search bar and navigation options like 'Type: All', 'Product Lines', and 'Product Models'. A 'Show Only Subscribed' toggle is checked. Below this, a table lists 29 documents. Each row includes a checkbox, a document icon, the document type, title, document ID, product line, product model, and release date. Action icons for viewing, downloading, and more options are provided for each document.

<input type="checkbox"/>	Type	Title	Document ID	Product Line	Product Model	Release Date	
<input type="checkbox"/>	Product Information Bulletin	PIB-56 120 Short Fold Tubing Guide Operating Settings	1000093004-PIB	Coiled Tubing Equipment	HR5x Series, HR6100, HR6120, HR6140, HR680, Injector Acces...	Aug 10, 2023	
<input type="checkbox"/>	Product Information Bulletin	PIB-54 Gearbox Oil Level, End Cover Change Rev 1	1000093002-PIB	Coiled Tubing Equipment	HR6140	Aug 10, 2023	
<input type="checkbox"/>	Product Information Bulletin	PIB-55 JFD35A Telescopic Jacking Frame Upgrades	1000093003-PIB	Coiled Tubing Equipment	TLSCP Jacking Frame 35MT	Aug 10, 2023	
<input type="checkbox"/>	Product Information Bulletin	PIB-52 Bolt Stub Shaft Stiffner Upgrade Kit	1000093000-PIB	Coiled Tubing Equipment	Reel Accessory	Aug 10, 2023	
<input type="checkbox"/>	Product Information Bulletin	PIB-48 High Pressure Plumbing and Drive Motor	1000092999-PIB	Coiled Tubing Equipment	HR6120, HR6140	Aug 10, 2023	
<input type="checkbox"/>	Product Information Bulletin	PIB-53 Reel Planetary Drive Oil Level	1000093001-PIB	Coiled Tubing Equipment	Reel Accessory	Aug 10, 2023	
<input type="checkbox"/>	Product Information Bulletin	PIB-36 Stub Shafts	1000092996-PIB	Coiled Tubing Equipment	Reel Accessory	Aug 9, 2023	
<input type="checkbox"/>	Product Information Bulletin	PIB-45 12ft Wide Tridem Peerless Jeep	1000092994-PIB	Coiled Tubing Unit	Reel Trailer Unit, Single Trailer CTU	Aug 9, 2023	

3.7 Once 'subscribed' user will receive email notification when new bulletins are issued. User will receive bulletins for ALL products they are subscribed too.